


TIGER Neo

66HL5-BDV

695-720 Watt

BIFACIAL MODULE

N-type



N-type Technology

N-type modules with Tunnel Oxide Passivating Contacts (TOPCon) technology offer lower LID/LeTID degradation and better low light performance.



HOT 2.0 Technology

N-type modules with JinkoSolar's HOT 2.0 technology offer better reliability and efficiency.



Dual-sided Power Generation

Dual-sided power generation gain increases with backside exposure to light, significantly reducing LCOE.



Mechanical Load Enhanced

Certified to withstand:
5400 Pa front side max static test load
2400 Pa rear side max static test load



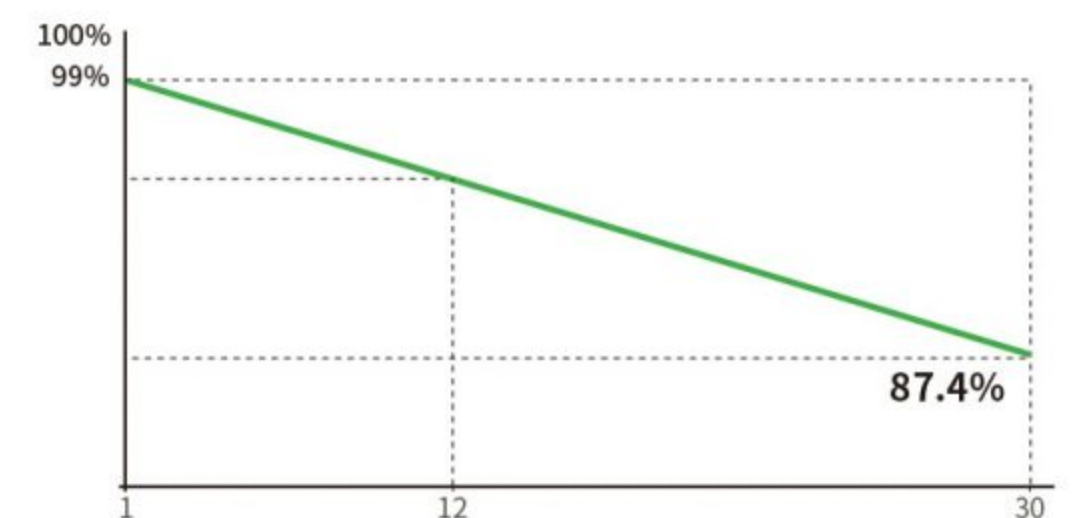
SMBB Technology

Better light trapping and current collection to improve module power output and reliability.



Anti-PID Guarantee

Minimizes the chance of degradation caused by PID phenomena through optimization of cell production technology and material control.



12 Year Product Warranty	30 Year Linear Power Warranty	1% First-year Degradation	0.4% Annual Degradation Over 30 Years
------------------------------------	---	-------------------------------------	---

- IEC61215 (2016) / IEC61730 (2016)
- IEC61701 / IEC62716 / IEC60068 / IEC62804
- ISO9001:2015: Quality Management System
- ISO14001:2015: Environment Management System
- ISO45001:2018: Occupational health and safety management systems



JKM695-720N-66HL5-BDV-F3-EN

66HL5-BDV 695-720 W

Mechanical Characteristics

Cell Type	N-Type Mono-crystalline
No. of Cells	132 (66×2)
Dimensions	2384×1303×33 mm
Weight	37.5 kg
Front Glass	2.0 mm, Anti-Reflection Coating
Back Glass	2.0 mm, Heat Strengthened Glass
Frame	Anodized Aluminium Alloy
Junction Box	IP68 Rated
Protection Class	Class II
IEC Fire Type	Class C
Output Cables	4.0 mm ² (+): 400 mm , (-): 200 mm or Customized Length

Packaging Configuration

Pallet Dimensions	1325×1121×2496 mm
Packing detail	33pcs/pallets, 594pcs/ 40'HQ Container

Specifications (STC)

Maximum Power - Pmax [Wp]	695	700	705	710	715	720
Maximum Power Voltage - Vmp [V]	40.29	40.42	40.53	40.65	40.77	40.89
Maximum Power Current - Imp [A]	17.25	17.32	17.40	17.47	17.54	17.61
Open-circuit Voltage - Voc [V]	48.24	48.40	48.56	48.73	48.88	49.04
Short-circuit Current - Isc [A]	18.33	18.40	18.46	18.53	18.60	18.67
Module Efficiency STC [%]	22.4	22.5	22.7	22.9	23.0	23.2
Power Tolerance	0~ +3 %					
Temperature Coefficients of Pmax	-0.29 %/°C					
Temperature Coefficients of Voc	-0.25 %/°C					
Temperature Coefficients of Isc	0.045 %/°C					

STC: Irradiance 1000W/m², Cell Temperature 25°C, AM = 1.5

Specifications (NOCT)

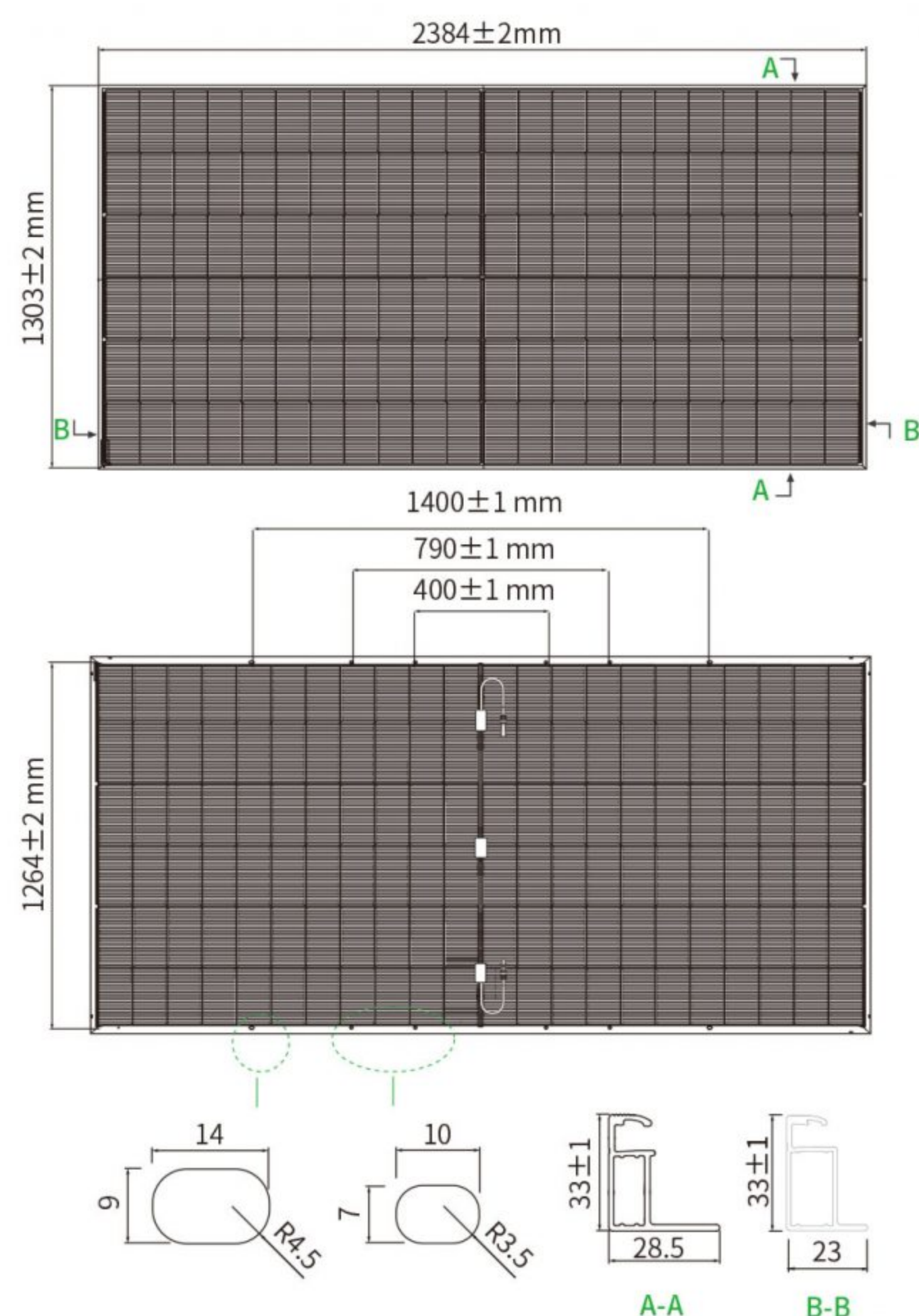
Maximum Power - Pmax [Wp]	524	528	531	535	539	543
Maximum Power Voltage - Vmp [V]	37.54	37.68	37.84	37.97	38.08	38.21
Maximum Power Current - Imp [A]	13.95	14.00	14.04	14.09	14.15	14.20
Open-circuit Voltage - Voc [V]	45.82	45.97	46.13	46.29	46.43	46.58
Short-circuit Current - Isc [A]	14.80	14.85	14.90	14.96	15.01	15.07

NOCT: Irradiance 800W/m², Ambient Temperature 20°C, AM=1.5, Wind Speed 1m/s

Application Conditions

Operating Temperature [°C]	-40 °C ~ +85 °C
Maximum System Voltage	1500 VDC (IEC)
Maximum Series Fuse Rating	35 A
Nominal Operating Cell Temperature - NOCT	45±2 °C
Refer. Bifacial Factor	80±5 %

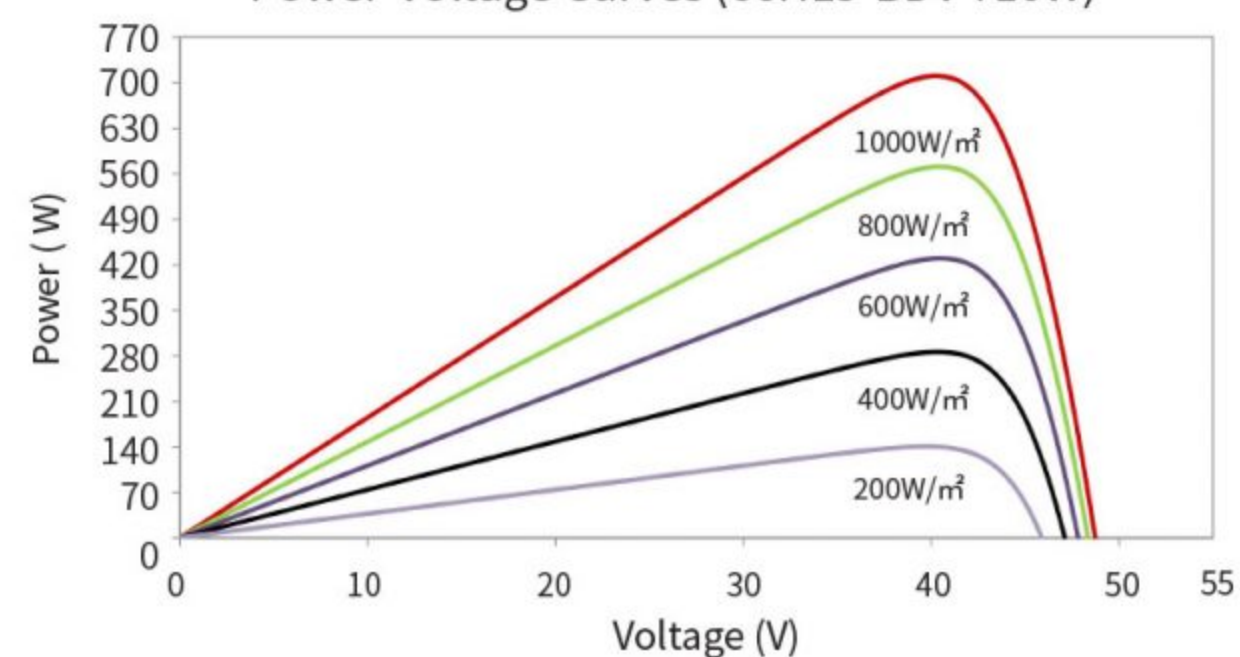
Engineering Drawings



*Note: For specific dimensions and tolerance ranges, please refer to the corresponding detailed module drawings.

Electrical Performance

Power-Voltage Curves (66HL5-BDV 710W)



Current-Voltage Curves (66HL5-BDV 710W)

